

Playing dominoes



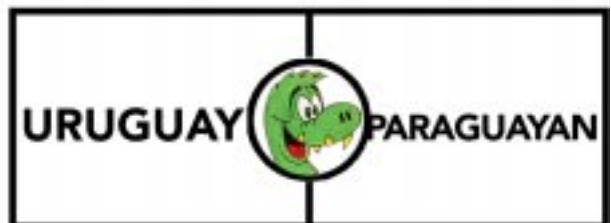

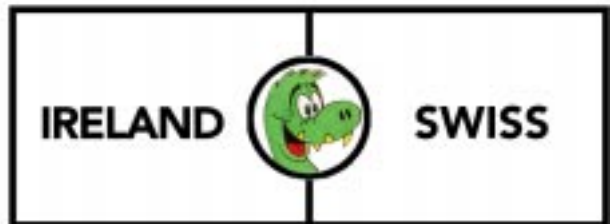

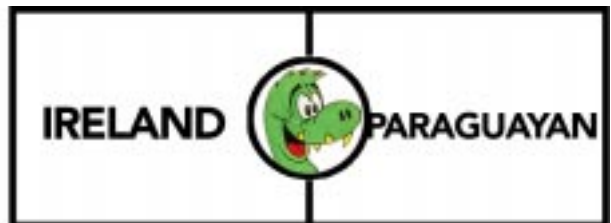
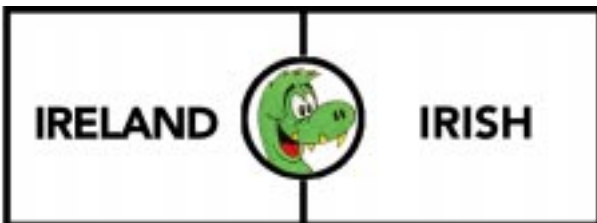
Divide the class into pairs or groups of four. Give each student 7 dominoes. The remaining ones are left face down on one side of the table.

After the first word has been placed, the following player has to locate another word next to it. There must be some sort of connection between the 2 words (e.g. country/nationality)


The game continues with each child laying down a domino in turns. If one of the children cannot lay down a domino, he/she must take another one from the remaining pack on the table and wait until their next turn before laying another domino.


The winner is the first child to use up all the dominoes in his/her hand.


You'll find more sets of dominoes in English & Fun first CD Rom.







BRAZIL  ITALIAN

BRAZIL  SPANISH

BRAZIL  GERMAN

BRAZIL  BRAZILIAN

BRAZIL  ARGENTINIAN


ARGENTINA  ITALIAN


ARGENTINA  SPANISH


ARGENTINA  ARGENTINIAN


ARGENTINA  BRAZILIAN


ARGENTINA  GERMAN


SPAIN  SPANISH

SPAIN  BRAZILIAN

SPAIN  ITALIAN

SPAIN  GERMAN

SPAIN  ARGENTINIAN

ITALY  ITALIAN

